

# Graham/Stetzer Filters Improve Power Quality in Homes and Schools; Reduce Blood Sugar Levels Among Diabetics, Multiple Sclerosis Symptoms, and Symptoms Associated with Electrical Hypersensitivity.



**Magda Havas**

Environmental & Resource Studies,  
Trent University,  
Peterborough, ON, K9J 7B8, CANADA.  
[mhavas@trentu.ca](mailto:mhavas@trentu.ca)



**David Stetzer**

Stetzer Electric Inc.,  
520 West Broadway Street,  
Blair, WI 54616, USA.  
[dave@stetzerelectric.com](mailto:dave@stetzerelectric.com)

## Summary

Graham/Stetzer filters improve power quality by reducing radio frequency electrical noise, referred to as dirty electricity, on indoor wiring. Dirty electricity can be generated by energy efficient lighting, dimmer switches, entertainment units, and computers within the home or workplace and it can be transported into buildings by power lines from neighbouring property. The resultant improvements in power quality in homes and schools are associated with fewer and less severe headaches, more energy, lower blood sugar levels for diabetics, and improved balance and more energy for those with multiple sclerosis. Results are observed within a matter of hours or days.

## Conclusions

These results strongly support the contention that symptoms associated with electrical hypersensitivity (headaches, fatigue, irritability, confusion) as well as high blood sugar levels among diabetics and some MS symptoms are associated with dirty electricity (high frequency electrical noise on electrical wiring). The results from these very few cases studies are so dramatic that they warrant further investigation. Some cancers, associated with high magnetic fields may also be affected by dirty power. Graham/Stetzer filters enable people to improve power quality in their home and work environment and scientists to study the effects of dirty electricity.

## Dirty Electricity

### What is it?

Figure 1. Harmonics

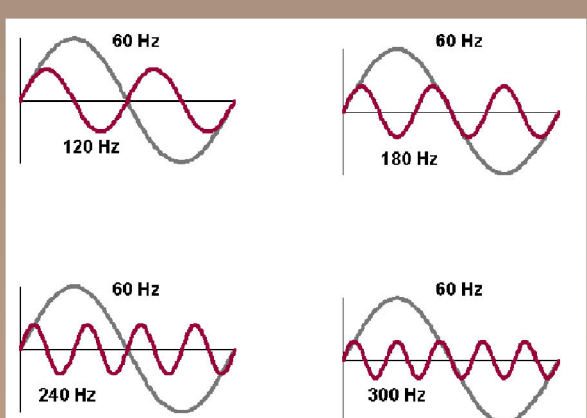


Figure 2. Transients

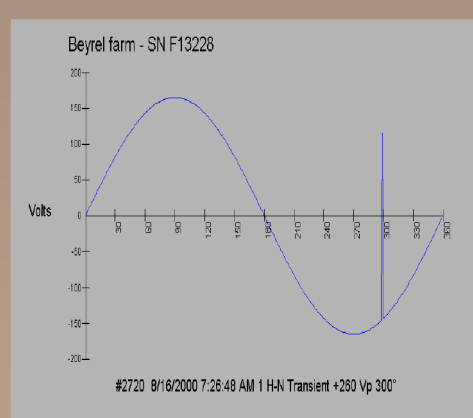


Figure 3. Waveform without G/S Filters

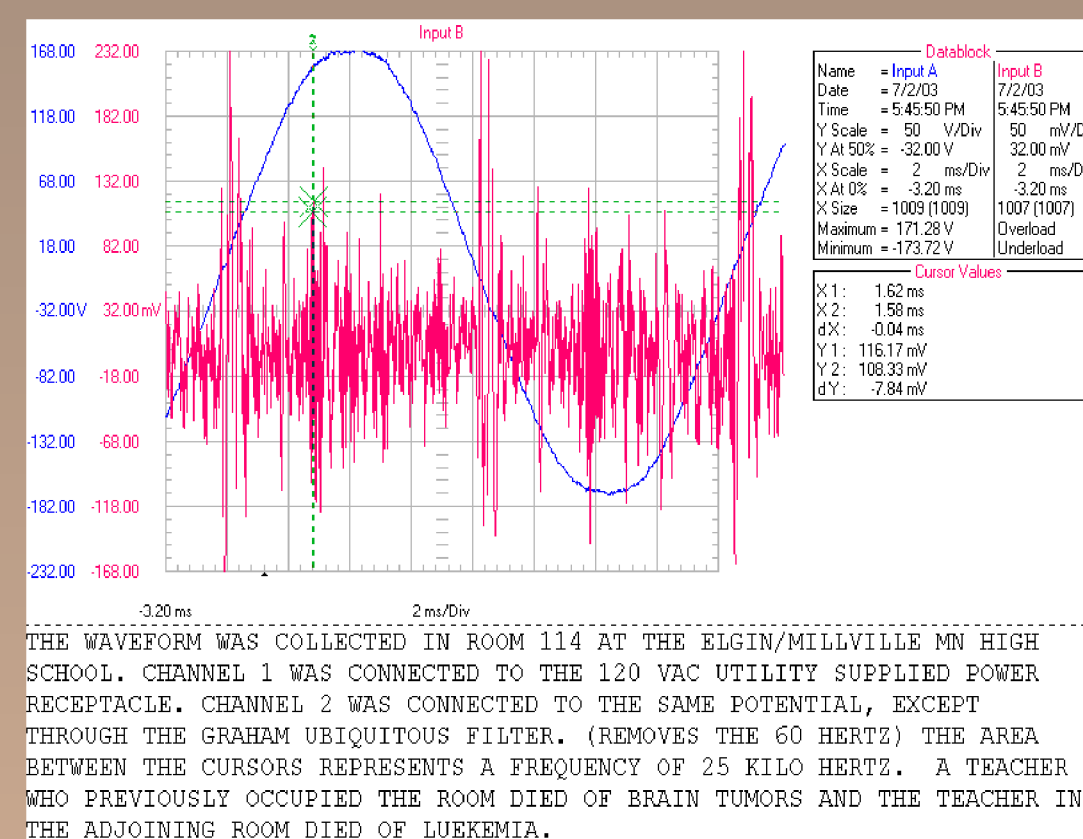


Figure 4. Waveform with G/S Filters

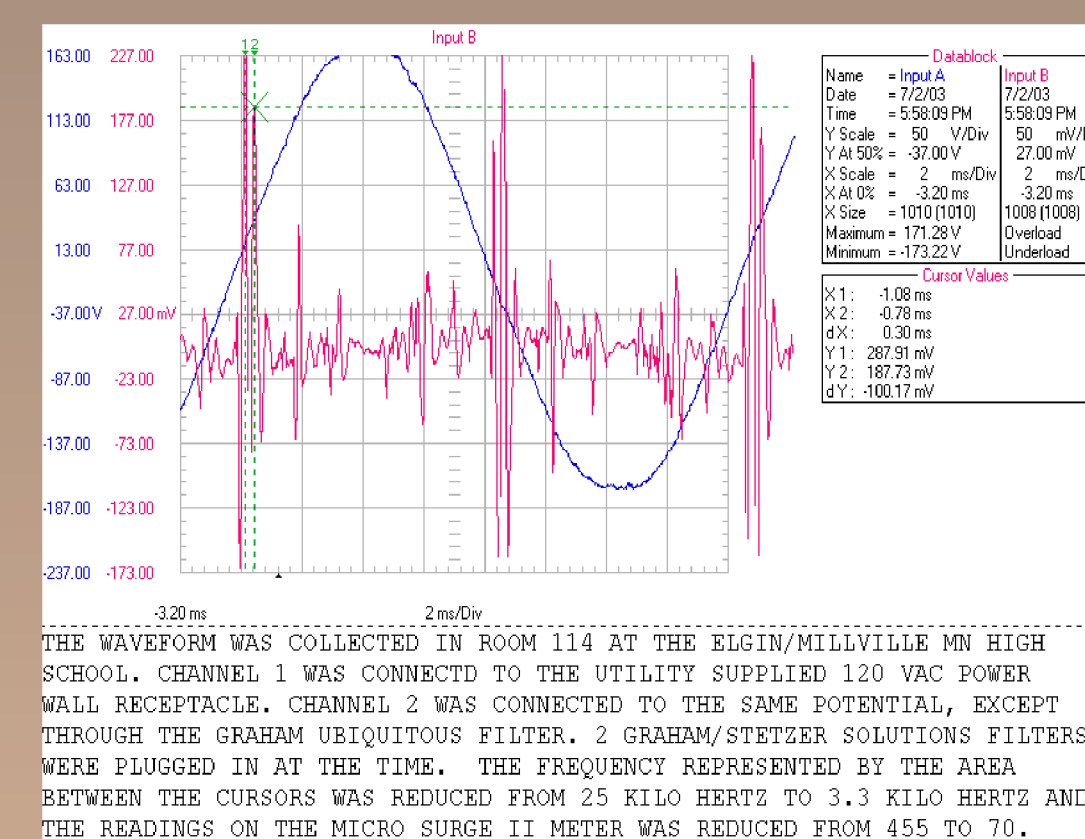


Figure 5. Graham/Stetzer Filters



Dirty power consists of **harmonics**, multiples of the primary frequency (50/60 Hz), and **transients**, spikes in voltage that ride on top of the electrical distribution grid's 50/60 Hz sine wave. The microsurges that result are shown in pink in Figures 3 & 4. The blue sine wave is the 60 Hz power frequency. Graham/Stetzer Filters reduce microsurges within the frequency range 4 to 100 kHz.

THE WAVEFORM WAS COLLECTED IN ROOM 114 AT THE EGIN/MILLVILLE MN HIGH SCHOOL. CHANNEL 1 WAS CONNECTED TO THE 120 VAC UTILITY SUPPLIED POWER RECEPTACLE. CHANNEL 2 WAS CONNECTED TO THE SAME POTENTIAL, EXCEPT THROUGH THE GRAHAM UBIQUITOUS FILTER. (REMOVES THE 60 HERTZ) THE AREA BETWEEN THE CURSORS REPRESENTS A FREQUENCY OF 25 KILO HERTZ. A TEACHER WHO PREVIOUSLY OCCUPIED THE ROOM DIED OF BRAIN TUMORS AND THE TEACHER IN THE ADJOINING ROOM DIED OF LEUKEMIA.

THE WAVEFORM WAS COLLECTED IN ROOM 114 AT THE EGIN/MILLVILLE MN HIGH SCHOOL. CHANNEL 1 WAS CONNECTED TO THE UTILITY SUPPLIED 120 VAC POWER WALL RECEPTACLE. CHANNEL 2 WAS CONNECTED TO THE SAME POTENTIAL, EXCEPT THROUGH THE GRAHAM UBIQUITOUS FILTER. 2 GRAHAM/STETZER SOLUTIONS FILTERS WERE PLUGGED IN AT THE TIME. THE FREQUENCY REPRESENTED BY THE AREA BETWEEN THE CURSORS WAS REDUCED FROM 25 KILO HERTZ TO 3.3 KILO HERTZ AND THE READINGS ON THE MICRO SURGE II METER WAS REDUCED FROM 455 TO 70.

### Where does it come from?

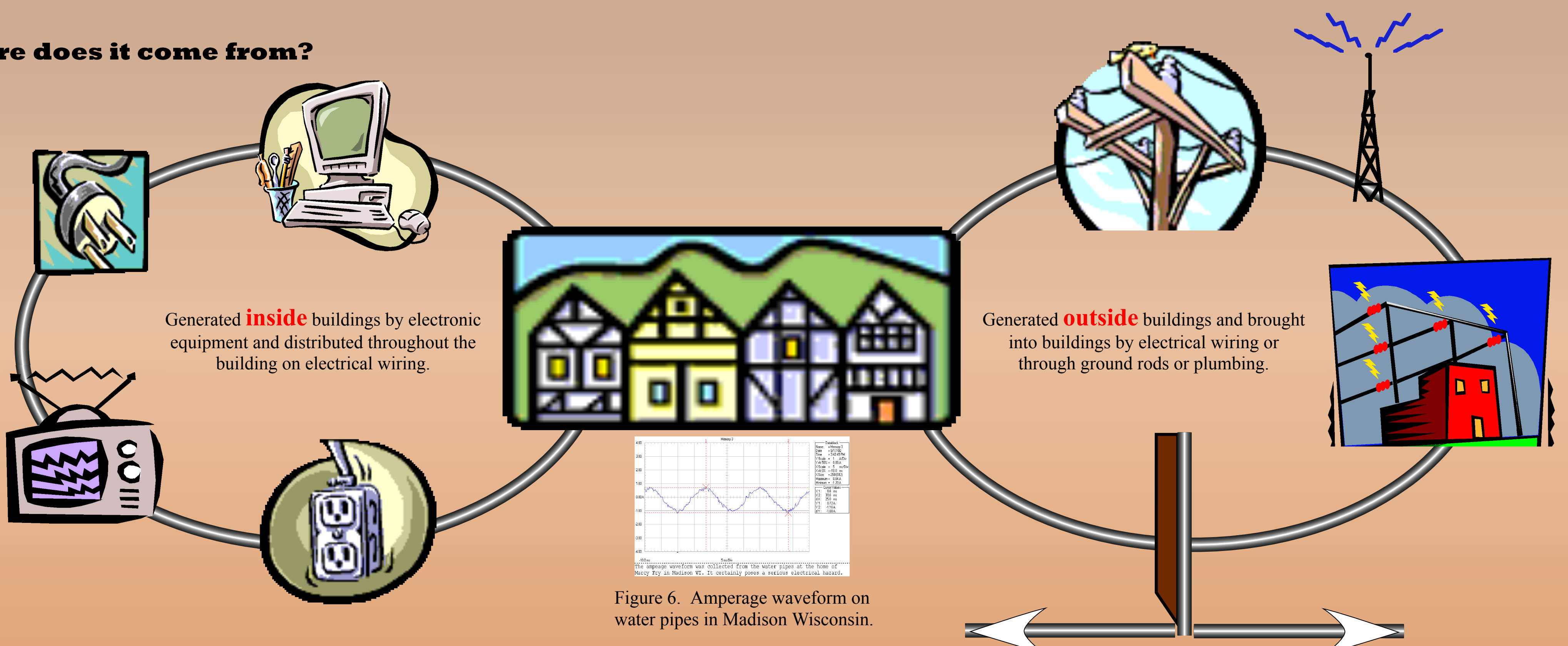


Figure 6. Amperage waveform on water pipes in Madison Wisconsin.